

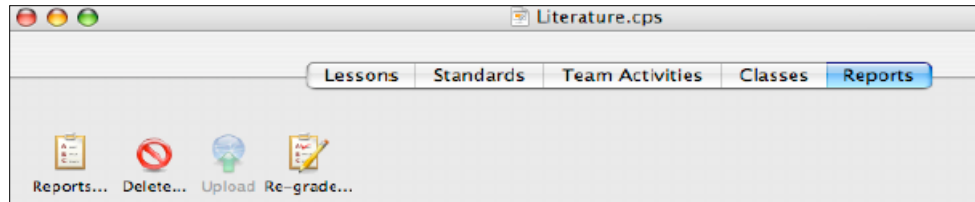
CPS Software Reports



CPS: Reports

DATA is collected when using CPS—if you want to start crunching data, reports is where you will find what you want.

After the assessment has been given, click on the **REPORTS** tab on the "home" screen.



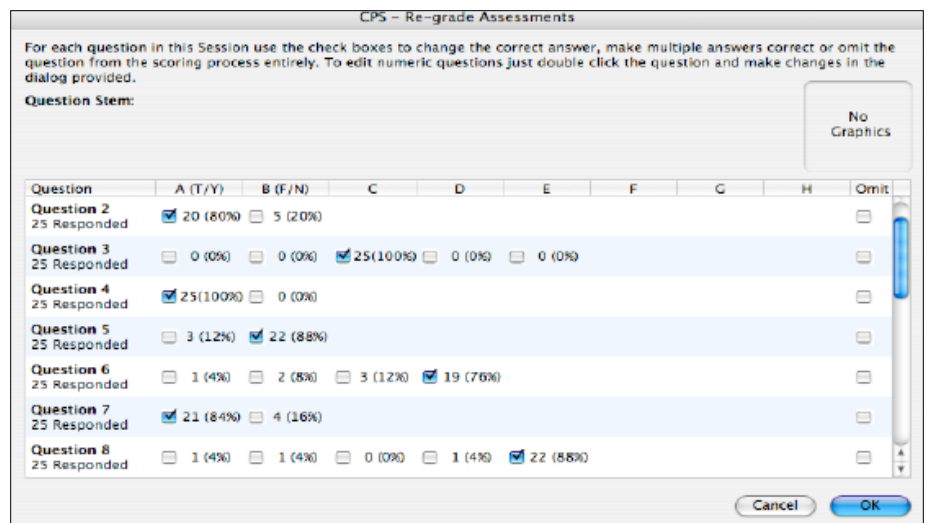
REGRADE ICON:.

Use this screen to :

- correct a "wrong" answer on a fast grade
- allow more than one correct answer for a question
- omit a question from the test

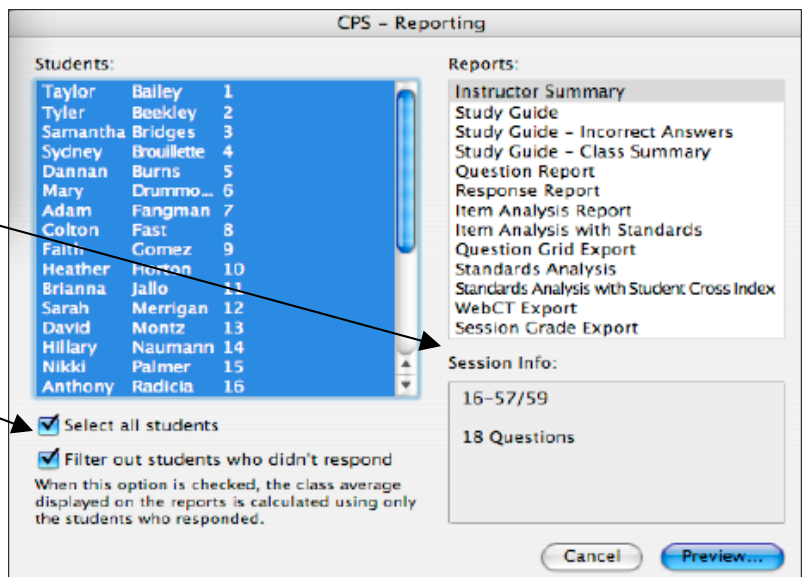
STEPS TO REGRADE:

1. Highlight the report you wish to re-grade and click on **RE-GRADE** icon.
2. A window will open with options for changing an answer, omitting a question or allowing two answers.



STUDENT REPORTS: Using the classes and student names entered in your database:

- Session Info provides the name of the assessment and the number of questions.
- You may select individual students or the whole class for the report.



Reports (located along the right side of the window) in order:

- **Instructor Summary**-typical "grade book" with average at the top of the page
- **Study Guide**-Best for individual students (you won't want to select the whole class here or you'll need to load your printer with paper!) Provides each question on the assessment and that student's answer.
- **Study Guide-Incorrect Answers** same as above, just the wrong ones
- **Study Guide-Class Summary** same as above (incorrect) but runs for the entire class-printer friendly
- **Question Report**-provides for EACH question what EACH student answered. At the end of each question provides a chart of responses.
- **Response Report**-many teachers favorite: After each assessment, this is the first screen many open. I can see if students struggled with a certain question. Some times that will help the teacher decide to RE-GRADE a certain question to allow two answers or OMIT a confusing question.
- **Item Analysis Report**: self-explanatory
- **Question Grid Export**-saves in Excel
- **Session Grade Export**-saves in Excel

**All reports give you the option of exporting to other formats—see below:

Study Guide
 Session: 16-57/59
 Class: 7-Honors
 Class Points Avg: 87.56 out of 100.00 (87.56%)
 (Includes only students who took assessment)

Bailey, Taylor
 Pad ID: 1
 Student ID:
 You answered 16 of 18 questions correctly for a percentage of 88%.

1 Question #1
 A A
 B B
 C C
 You answered A.

2 Question #2
 A T
 B F
 You answered T.

3 Question #3
 A A
 B B
 C C
 D D
 E E
 You answered C.

Response Report
 Session: 16-57/59
 Class: 7-Honors
 Class Points Avg: 87.56 out of 100.00 (87.56%)
 (Includes only students who took assessment)

1 Question #1
 A 8% A
 B 12% B
 C 80% C

2 Question #2
 A 80% T
 B 20% F

3 Question #3
 A 0% A
 B 0% B
 C 100% C
 D 0% D
 E 0% E

4 Question #4
 A 100% T
 B 0% F

Close Print Export 100% 1

- Plain Text...
- HTML...
- MS Excel Spreadsheet...
- PDF...